

UNDO
SPORTSWEAR




PERFORMANCE

Stay in the moment. Push your limits and be able to analyze every aspect of your performance. In only one wearable.

- TEAM OF SPECIALISTS
- PASSION FOR HUMAN DATA AND TECHNOLOGY



KINETIC ANALYSIS



MONITORING

Measure. Train. Improve.

Collecting data to understand, adopt and improve performance.

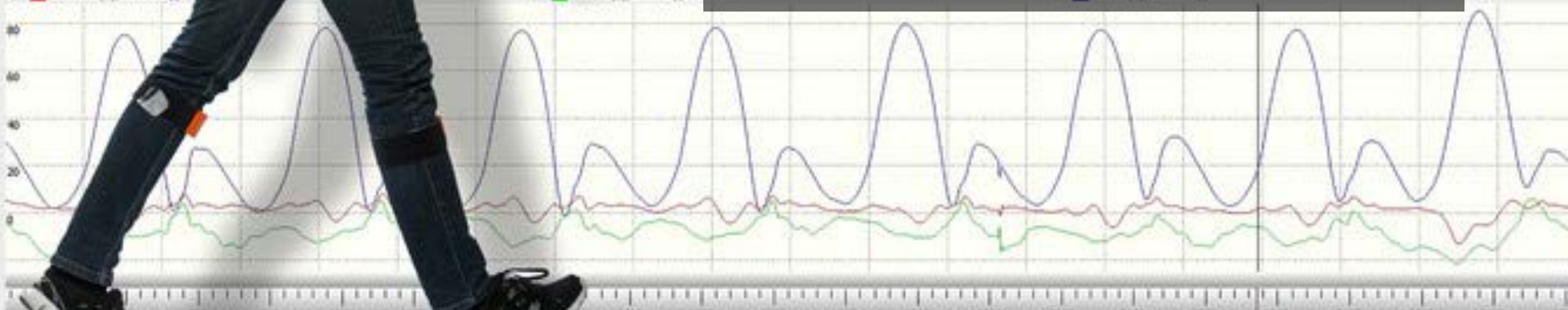


Abduction(+)/Adduction(-)

Internal(+)/External(-) Rotation

Flexion(+)/Extension(-)

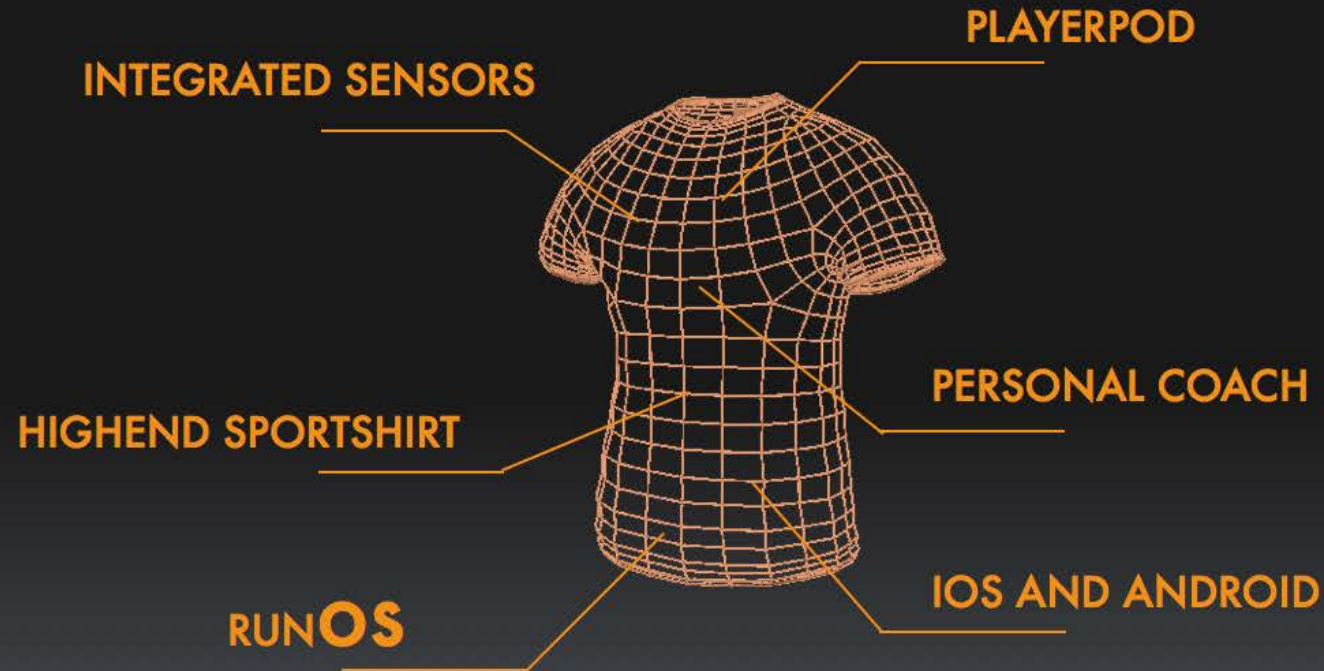
Right Knee Joint Angle (deg)



WINDO

S P O R T S W E A R

RUN WEAR




THE PRODUCT

& THE TECHNOLOGY



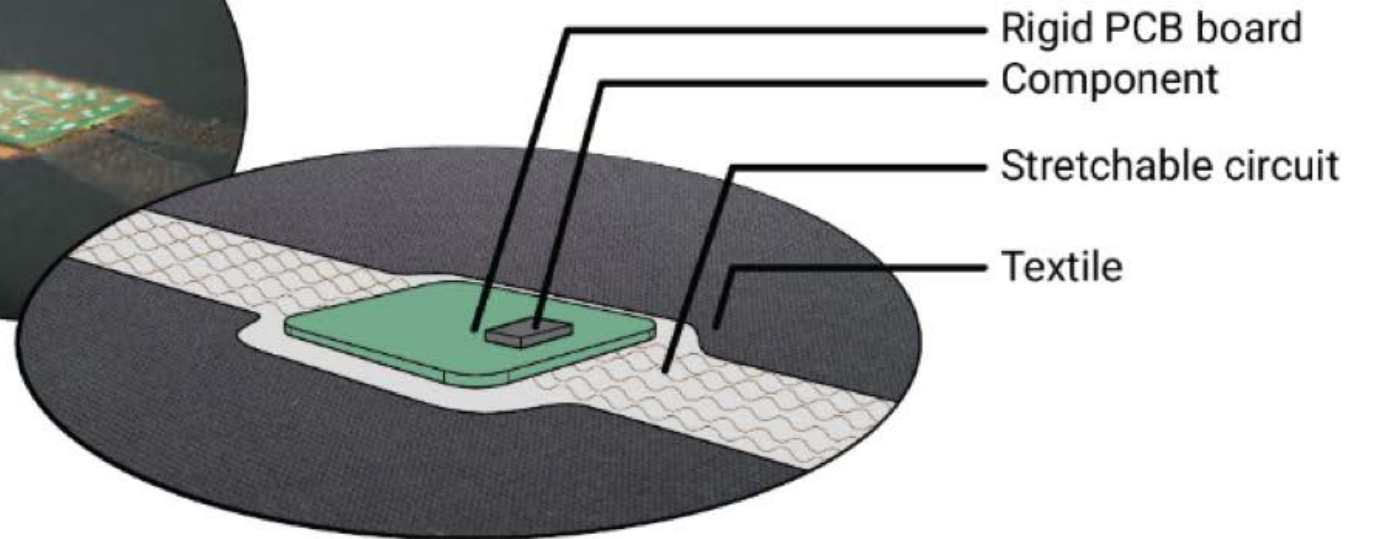

A POWER SOURCE



SENSORS FOR CLOTHING

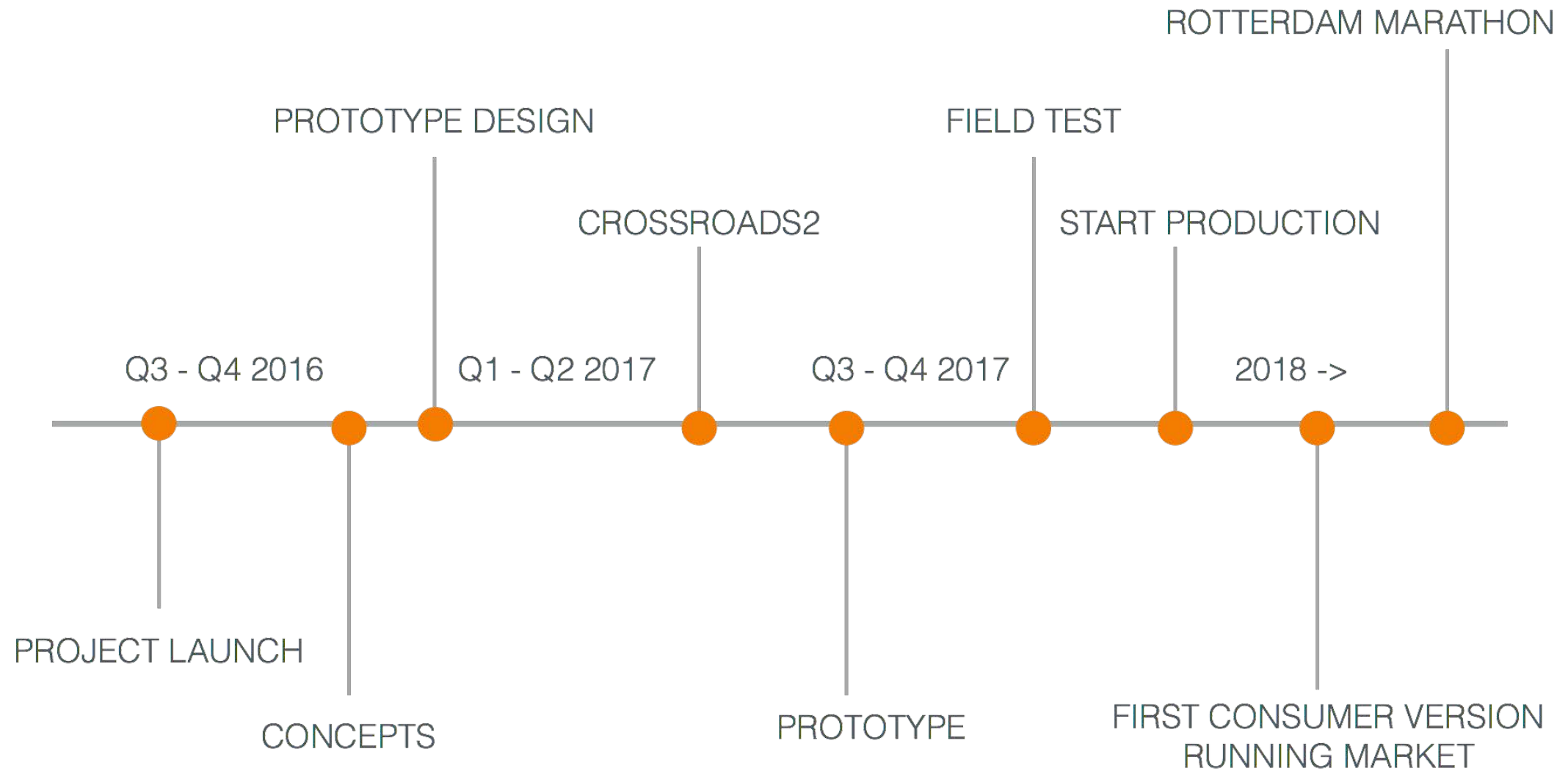


CONNECTIVITY



UNDOO
SPORTSWEAR

THE TIMELINE



A photograph of two female runners on a red track. The runner in the foreground is wearing a blue and black athletic outfit and is captured in a dynamic running pose. The runner in the background is wearing an orange and pink outfit. The track has white lane markings. A semi-transparent dark box is overlaid on the left side of the image, containing text.

PERSONAL TRAINER

- Efficient
- Effective
- Affordable
- Fast
- Safe

COMPETITION



\$360

- muscle activity
- heart rate
- calorie expenditure
- active time versus rest time



\$295

- heart rate
- calorie expenditure
- breathing depth and balance



\$200

- heart rate
- calorie expenditure
- breathing depth and balance



\$250 - \$350

- motion data
- injury prediction
- player load
- heart rate
- calorie expenditure

LOOKING FOR INVESTERS

BRING THE PRODUCT TO THE NEXT LEVEL



TEAM+

Full stack developer
Marketing specialist
Hardware developer



PRODUCTION

Hardware production

UNDO
SPORTSWEAR

#TRAINANDUNDO

FOLLOW US @ UNDO.RUN
OR MEET US @ THE DUTCH BOOTH

GARTNER 2016

Device	2015	2016	2017
Smartwatch	30.32	50.40	66.71
Head-mounted display	0.14	1.43	6.31
Body-worn camera	0.05	0.17	1.05
Bluetooth headset	116.32	128.50	139.23
Wristband	30.15	34.97	44.10
Smart garment	0.06	1.01	5.30
Chest strap	12.88	13.02	7.99
Sports watch	21.02	23.98	26.92
Other fitness monitor	21.07	21.11	25.08
Total	232.01	274.59	322.69

Source: Gartner (January 2016)